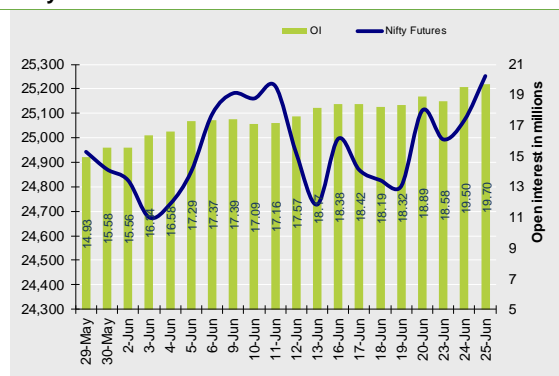


Nifty Snapshot

	Close	Prv Cl.	Ab chg	% chg
Spot	25,244.75	25,044.35	200.40	0.80
Futures	25,252.20	25,071.70	180.50	0.72
OI(ml shr)	19.70	19.50	0.20	1.05
Vol (lots)	149085	251849	-102764	-40.80
COC	7.45	27.35	-19.90	-72.8
PCR-OI	1.13	0.85	0.28	32.9

Nifty Futures Price v/s OI



Institutional Activity in previous trading session

(in Rs cr.)	Buy	Sell	Net
Index Futures	6913.66	6385.40	528.26
Index Options	1816975.25	1795882.33	21092.92
Stock Futures	107917.42	103794.24	4123.18
Stock Options	89660.13	91294.64	-1634.51
FII Cash	13,260.43	15,688.17	-2,427.74
DII Cash	12,810.07	10,437.11	2,372.96

Net FII Activity (in Rs cr.)

Date	Idx Fut	Stk Fut	Idx Opt	Cash
25-Jun	528.3	4123.2	21092.9	-2428
24-Jun	-1457.8	2007.1	-31804.9	-5266
23-Jun	-1174.4	-311.9	13646.0	-1874
20-Jun	117.8	4403.2	-22365.6	7941
19-Jun	425.9	414.6	30175.8	935
18-Jun	43.6	-1780.4	-13869.0	891

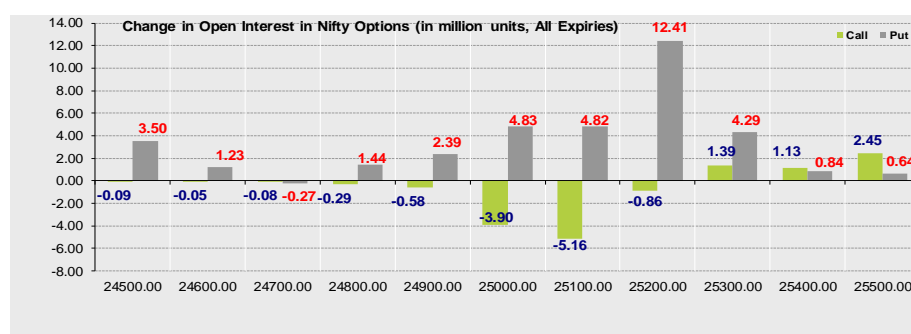
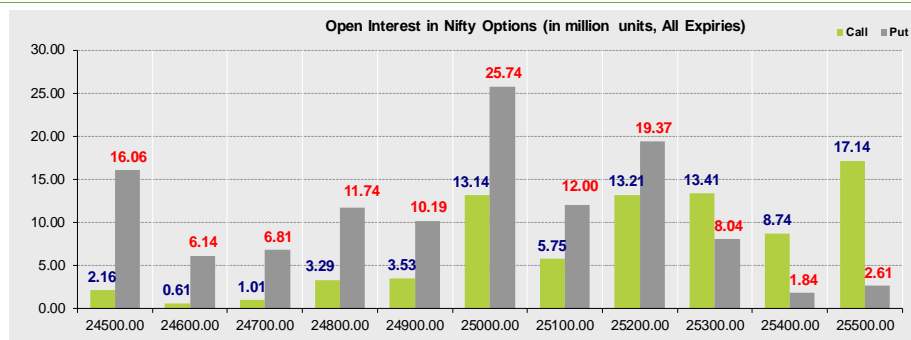
Technical Pivot (Intraday):

	S2	S1	PIVOT	R1	R2
NIFTY	25065	25160	25225	25320	25385
BANKNIFTY	56335	56475	56580	56725	56830

Summary

- Indian markets closed on a positive note where buying was mainly seen in Automobiles, IT, FMCG Sectors. Nifty June Futures closed at 25252.20 (up 180.50 points) at a premium of 7.45 pts to spot.
- FII's were net sellers in Cash to the tune of 2427.74 Cr and were net buyers in index futures to the tune of 528.26 Cr.
- India VIX decreased by 4.98% to close at 12.96 touching an intraday high of 13.64.

Open Interest in Nifty Options:



- The above second chart shows previous trading day's change in Nifty options where Addition in OI were seen in 25500, 25400, 25300 strike Calls and at 25000, 25100, 25200, 25300 strike Puts indicating market is likely to remain positive in the near term.
- Highest OI build-up is seen at 25500 strike Calls and 25000 strike Puts, to the tune of 17.14mn and 25.74mn respectively.

Outlook on Nifty:

Index is likely to open on a flattish note today and is likely to remain positive during the day.

(Price is in Rs; OI is in million units; Price chg and OI chg are in percentage) **NB RESEARCH**

Fresh Longs seen in:

Scrip	Price	Price chg	OI	OI Chg
BSOFT	444.1	4.8	15.2	22.2
MCX	8669.5	5.4	2.5	20.3
PNBHOUSING	1086.9	1.8	10.1	12.3

Short Covering seen in:

Scrip	Price	Price chg	OI	OI Chg
SHREECEM	29095.0	1.7	0.3	-14.2
TITAGARH	927.9	0.2	6.2	-9.2
DELHIVERY	387.4	2.7	13.5	-8.6

Fresh Shorts seen in:

Scrip	Price	Price chg	OI	OI Chg
DIXON	14205.0	-2.4	2.0	9.0
RBLBANK	236.0	-0.5	84.1	8.8
CYIENT	1296.5	-0.8	3.1	7.5

Long Unwinding seen in:

Scrip	Price	Price chg	OI	OI Chg
PETRONET	296.9	-0.8	40.0	-9.3
POONAWALLA	440.5	-1.1	16.1	-8.2
SOLARINDS	16982.0	-0.6	0.7	-4.8

NIFTY50 Options OI (CE OI = Resistance) (PE OI = Support)

Symbol	Highest CE OI	Highest PE OI	CMP
ADANIENT	2600	2500	2532
ADANIPTS	1500	1300	1395
APOLLOHOSP	7200	6900	7050
ASIANPAINT	2280	2260	2283
AXISBANK	1250	1200	1215
BAJAJ-AUTO	8790	8390	8384
BAJFINANCE	1000	880	927
BAJAJFINSV	2100	2000	2008
BEL	420	400	407
BHARTIARTL	1880	1900	1965
CIPLA	1580	1320	1511
COALINDIA	400	390	391
DRREDDY	1300	1300	1341
EICHERMOT	5500	5500	5579
ETERNAL	270	240	259
GRASIM	2720	2700	2828
HCLTECH	1720	1640	1718
HDFCBANK	2000	1960	1980
HDFCLIFE	800	780	784
HEROMOTOCO	4400	4200	4302
HINDALCO	700	650	672
HINDUNILVR	2400	2300	2278
ICICIBANK	1470	1450	1426
ITC	430	420	416
INDUSINDBK	820	820	830

NIFTY50 Options OI (CE OI = Resistance) (PE OI = Support)

Symbol	Highest CE OI	Highest PE OI	CMP
INFY	1640	1600	1613
JSWSTEEL	1020	980	1027
JIOFIN	310	290	303
KOTAKBANK	2300	2100	2196
LT	3740	3600	3626
M&M	3100	3000	3210
MARUTI	12800	12500	12755
NTPC	340	340	331
NESTLEIND	2500	2200	2408
ONGC	255	240	242
POWERGRID	310	250	290
RELIANCE	1500	1460	1467
SBILIFE	1860	1820	1839
SHRIRAMFIN	700	660	676
SBIN	820	800	801
SUNPHARMA	1700	1660	1670
TCS	3500	3400	3441
TATACONSUM	1200	1000	1127
TATAMOTORS	700	650	675
TATASTEEL	161.4	146.4	157
TECHM	1700	1600	1707
TITAN	3600	3400	3647
TRENT	6200	5800	6125
ULTRACEMCO	12000	9800	11744
WIPRO	265	260	269

OI against MWPL				
Symbol	MWPL	Open Interest	Limit for next day	% OI
BSOFT	32988281	34404300	Ban	104%
MCX	10180563	9893225	Ban	97%
RBLBANK	121575211	110602325	4894125	91%
LTF	168467595	140843030	19201185	84%
TATATECH	36328758	29797900	4714420	82%
TITAGARH	16037381	13126900	Ban	82%
BANDHANBNK	193371109	157012400	26690153	81%
DIXON	8159946	6268650	1483298	77%
CDSL	35530000	27236125	6517375	77%
IEX	177849950	135187500	33769952	76%
GRANULES	29668038	22550725	5633911	76%
HFCL	189248684	141356200	38430049	75%
ANGELONE	11638502	8676800	2379776	75%
ABFRL	121580965	90417600	25084316	74%
CHAMBLFERT	31728204	23564750	6577043	74%
MANAPPURAM	109606743	81354000	22772405	74%
HUDCO	100095000	73982525	21107725	74%
NMDC	689383367	507073500	147840698	74%
HINDCOPPER	65482129	47456200	14751822	72%
TATACHEM	31601465	22812850	7208541	72%
LICHSGFIN	60244101	43482000	13749895	72%
HAL	37934515	27283500	8754289	72%
AARTIIND	41876170	30009275	9773086	72%
BIOCON	94007780	66945000	22362391	71%
ABCAPITAL	162442174	114305300	40014765	70%
INDUSINDBK	125014099	87550000	31213394	70%
PNB	687763516	480680000	172695340	70%
CANBK	672420574	465642000	173157545	69%
BSE	63258922	43373625	16722350	69%
INOXWIND	134884086	92180175	35959706	68%
SAIL	289148547	197331700	77359419	68%
NATIONALUM	178967755	120060000	49959367	67%
IREDA	134388235	89793300	37875523	67%

[illegible]

Derivative Recommendations:

Stock Name	Call (Buy/Sell)	Entry price	Targets	Stop Loss	Duration	Status
LTF 200CE	Buy	9.7	14	7.5	1-2 Days	Open
AARTIIND Future	Buy	469	500	455	1-2 Days	Open
AUROPHARMA Future	Buy	1125	1165	1105	1-2 Days	Open

FROM THE EQUITY DERIVATIVE DESK:

NIRAV HARISH CHHEDA
AVP - DERIVATIVES AND TECHNICAL RESEARCH
E-Mail: nirav.chheda@nirmalbang.com
Tel no: 6273-8199/8000

AMIT BHUPTANI
SNR.DERIVATIVES AND TECHNICAL RESEARCH ANALYST
E-Mail: amit.bhuptani@nirmalbang.com
Tel no: 6273-8242/8000

DISCLOSURES

Research Reports that are published by Nirmal Bang Securities Private Limited (hereinafter referred to as "NBSPL") are for private circulation only. NBSPL is a registered Research Analyst under SEBI (Research Analyst) Regulations, 2014 having Registration no. INH000001766. NBSPL is also a registered Stock Broker with National Stock Exchange of India Limited, BSE Limited, Metropolitan Stock Exchange of India Limited, Multi Commodity Exchange of India Limited, National Commodity and Derivative Exchange Limited and Indian Commodity Exchange Limited in cash and Equity and Commodities derivatives segments.

NBSPL has other business divisions with independent research teams separated by Chinese walls, and therefore may, at times, have different or contrary views on stocks and markets.

NBSPL or its associates have not been debarred / suspended by SEBI or any other regulatory authority for accessing / dealing in securities Market. NBSPL, its associates or analyst or his relatives do not hold any financial interest (Except Investment) in the subject company. NBSPL or its associates or Analyst do not have any conflict or material conflict of interest at the time of publication of the research report with the subject company. NBSPL or its associates or Analyst or his relatives may or may not hold beneficial ownership of 1% or more in the subject company at the end of the month immediately preceding the date of publication of this research report.

NBSPL or its associates / analyst has not received any compensation / managed or co-managed public offering of securities of the company covered by Analyst during the past twelve months. NBSPL or its associates have not received any compensation or other benefits from the company covered by Analyst or third party in connection with the research report. Analyst has not served as an officer, director or employee of Subject Company. NBSPL / analyst has not been engaged in market making activity of the subject company.

Analyst Certification: The research analysts and authors of these reports, hereby certify that the views expressed in this research report accurately reflects my/our personal views about the subject securities, issuers, products, sectors or industries. It is also certified that no part of the compensation of the analyst(s) was, is, or will be directly or indirectly related to the inclusion of specific recommendations or views in this research. The analyst(s) principally responsible for the preparation of this research report and has taken reasonable care to achieve and maintain independence and objectivity in making any recommendations.

DISCLAIMER

This report is for the personal information of the authorized recipient and does not construe to be any investment, legal or taxation advice to you. NBSPL is not soliciting any action based upon it. Nothing in this research shall be construed as a solicitation to buy or sell any security or product, or to engage in or refrain from engaging in any such transaction. In preparing this research, we did not take into account the investment objectives, financial situation and particular needs of the reader.

This research has been prepared for the general use of the clients of NBSPL and must not be copied, either in whole or in part, or distributed or redistributed to any other person in any form. If you are not the intended recipient you must not use or disclose the information in this research in any way. Though disseminated to all the customers simultaneously, not all customers may receive this report at the same time. NBSPL will not treat recipients as customers by virtue of their receiving this report. This report is not directed or intended for distribution to or use by any person or entity resident in a state, country or any jurisdiction, where such distribution, publication, availability or use would be contrary to law, regulation or which would subject NBSPL & its group companies to registration or licensing requirements within such jurisdictions.

The report is based on the information obtained from sources believed to be reliable, but we do not make any representation or warranty that it is accurate, complete or up-to-date and it should not be relied upon as such. We accept no obligation to correct or update the information or opinions in it. NBSPL or any of its affiliates or employees shall not be in any way responsible for any loss or damage that may arise to any person from any inadvertent error in the information contained in this report. NBSPL or any of its affiliates or employees do not provide, at any time, any express or implied warranty of any kind, regarding any matter pertaining to this report, including without limitation the implied warranties of merchantability, fitness for a particular purpose, and non-infringement. The recipients of this report should rely on their own investigations.

This information is subject to change without any prior notice. NBSPL reserves its absolute discretion and right to make or refrain from making modifications and alterations to this statement from time to time. Nevertheless, NBSPL is committed to providing independent and transparent recommendations to its clients, and would be happy to provide information in response to specific client queries.

Before making an investment decision on the basis of this research, the reader needs to consider, with or without the assistance of an adviser, whether the advice is appropriate in light of their particular investment needs, objectives and financial circumstances. There are risks involved in securities trading. The price of securities can and does fluctuate, and an individual security may even become valueless. International investors are reminded of the additional risks inherent in international investments, such as currency fluctuations and international stock market or economic conditions, which may adversely affect the value of the investment. Opinions expressed are subject to change without any notice. Neither the company nor the director or the employees of NBSPL accept any liability whatsoever for any direct, indirect, consequential or other loss arising from any use of this research and/or further communication in relation to this research. Here it may be noted that neither NBSPL, nor its directors, employees, agents or representatives shall be liable for any damages whether direct or indirect, incidental, special or consequential including lost revenue or lost profit that may arise from or in connection with the use of the information contained in this report.

Copyright of this document vests exclusively with NBSPL. Our reports are also available on our website www.nirmalbang.com